



ಬೃಹತ್ ಬೆಂಗಳೂರು ಮಹಾನಗರ ಪಾಲಿಕೆ  
Bruhat Bengaluru Mahanagara Palike



# BBMP COVID-19 WAR ROOM 04.10.2021



# ABSTRACT OF COVID-19 CASES IN BENGALURU



	MALE	FEMALE	TRANSGENDER	MALE	FEMALE	TRANSGENDER	TOTAL	
	Last 24 Hours	Last 24 Hours	Last 24 Hours	Cumulative	Cumulative	Cumulative	Last 24 Hours	Cumulative
<b>Positive Cases</b>	95	71	0	7,45,086	5,02,017	155	<b>166</b>	<b>12,47,258</b>
<b>Recovered Cases</b>	66	55	0	7,31,184	4,92,118	146	<b>121</b>	<b>12,23,448</b>
<b>Death Cases</b>	4	1	0	10,234	5,932	4	<b>5*</b>	<b>16,170</b>
<b>Total Tests Done</b>	<b>In Last 24 hrs : 35,969</b>					<b>Cumulative : 2,02,98,411</b>		
<b>ACTIVE CASES</b>					<b>7,640</b>			

\*Covid deaths occurred today : 00 | Covid deaths occurred beyond last 24 hrs., reported today : 05

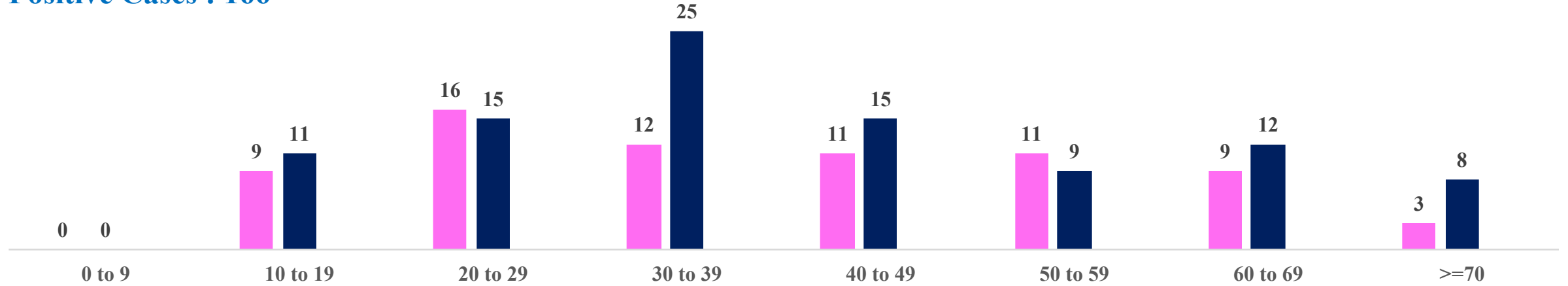


# LAST 24 HOURS AGE GROUP AND GENDER WISE DISTRIBUTION

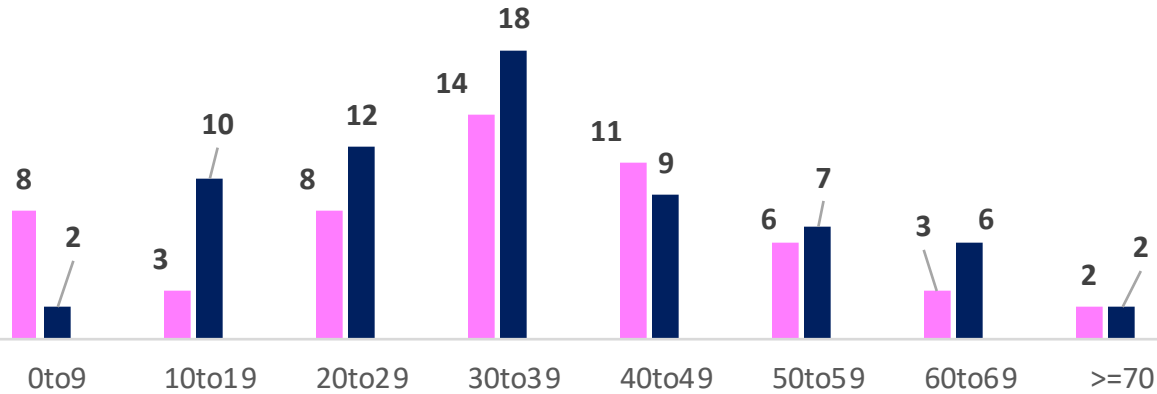


## Positive Cases : 166

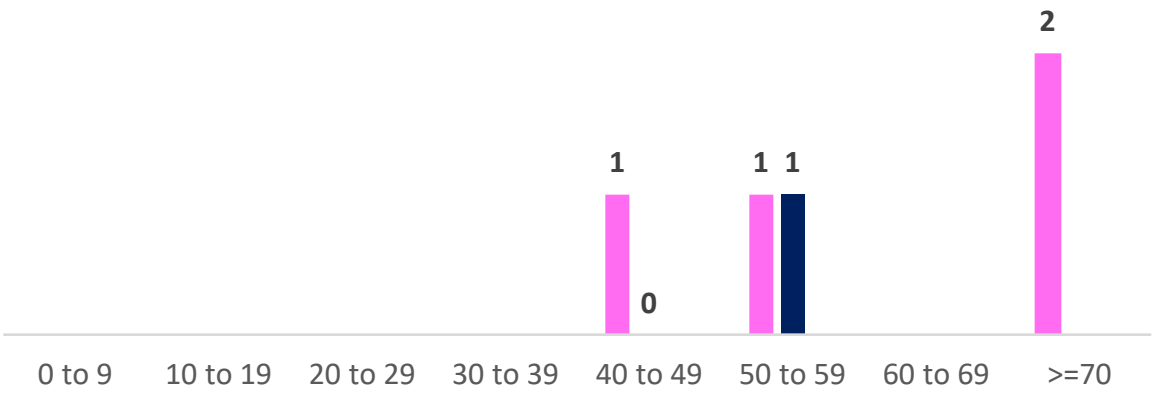
FEMALE MALE TRANSGENDER



## Recovered Cases : 121



## Death Cases : 5





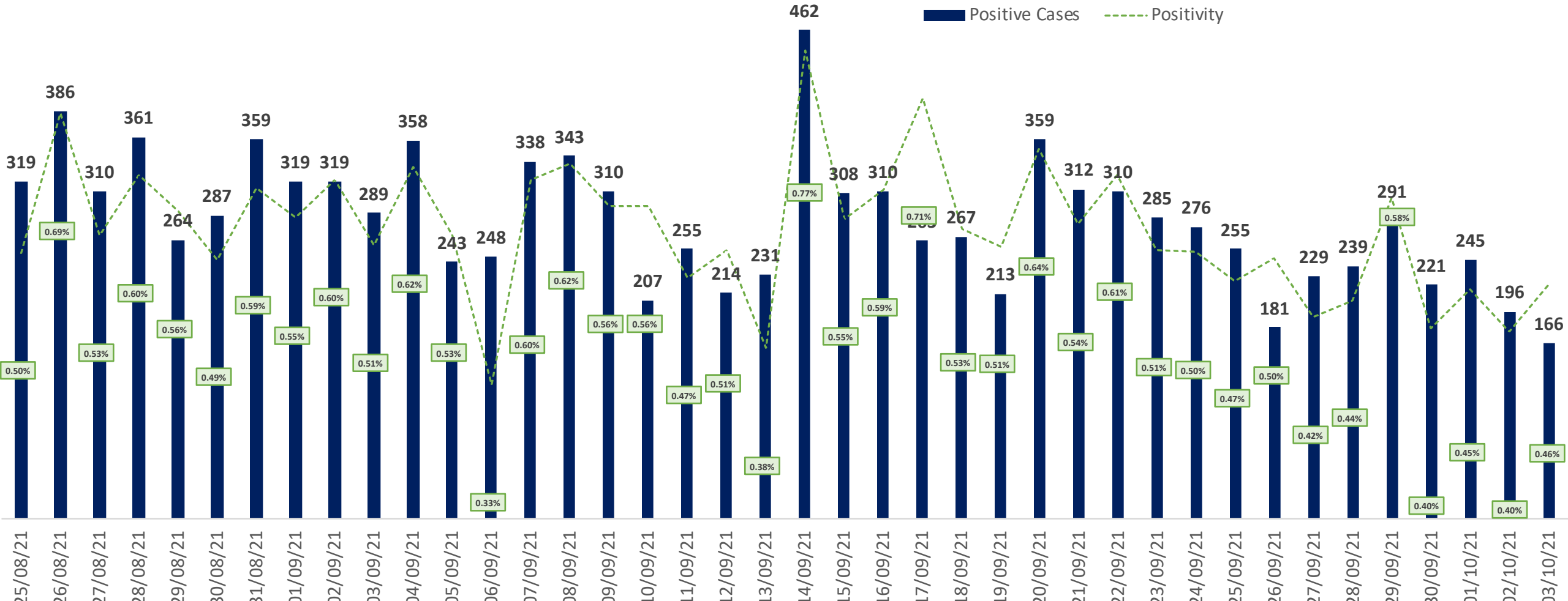
# SNAPSHOT OF BENGALURU COVID-19 CASES IN LAST 8 WEEKS



	09-08-2021 To 15-08-2021	16-08-2021 To 22-08-2021	23-08-2021 To 29-08-2021	30-08-2021 To 05-09-2021	06-09-2021 To 12-09-2021	13-09-2021 To 19-09-2021	20-09-2021 To 26-09-2021	27-09-2021 To 03-10-2021
<b>Total Positive Cases</b>	2,390	2,134	2,244	2,174	1,915	2,054	1,978	1,587
<b>Total Recovered Cases</b>	2,688	2,501	2,543	2,291	1,860	1,907	1,861	1,309
<b>Total Death Cases</b>	26	18	27	46	24	40	41	32
<b>Case Fatality Rate</b>	1.09%	0.84%	1.20%	2.12%	1.25%	1.95%	2.07%	2.02%
<b>Total Tests Conducted</b>	4,24,055	4,13,305	4,13,020	3,91,243	3,75,606	3,59,503	3,67,549	3,53,894
<b>Positivity Rate</b>	0.56%	0.52%	0.54%	0.56%	0.51%	0.57%	0.54%	0.45%

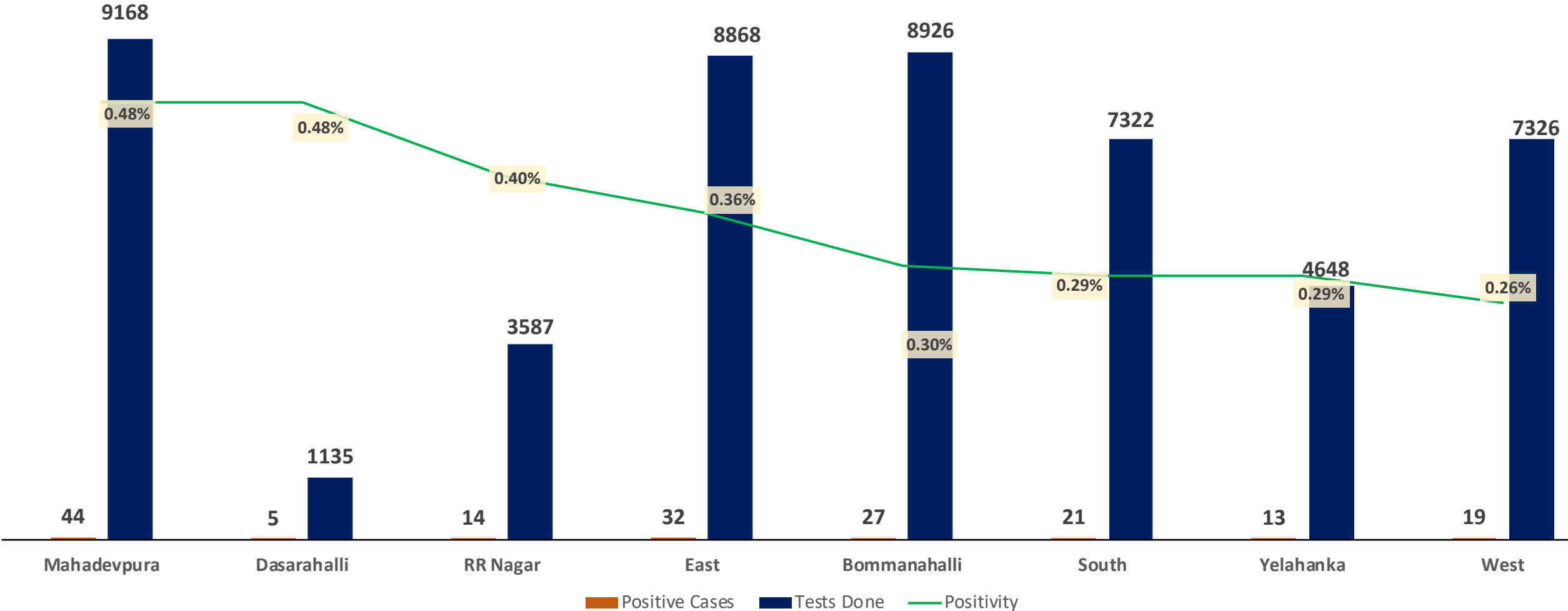


# POSITIVITY RATE OF BENGALURU – LAST 40 DAYS



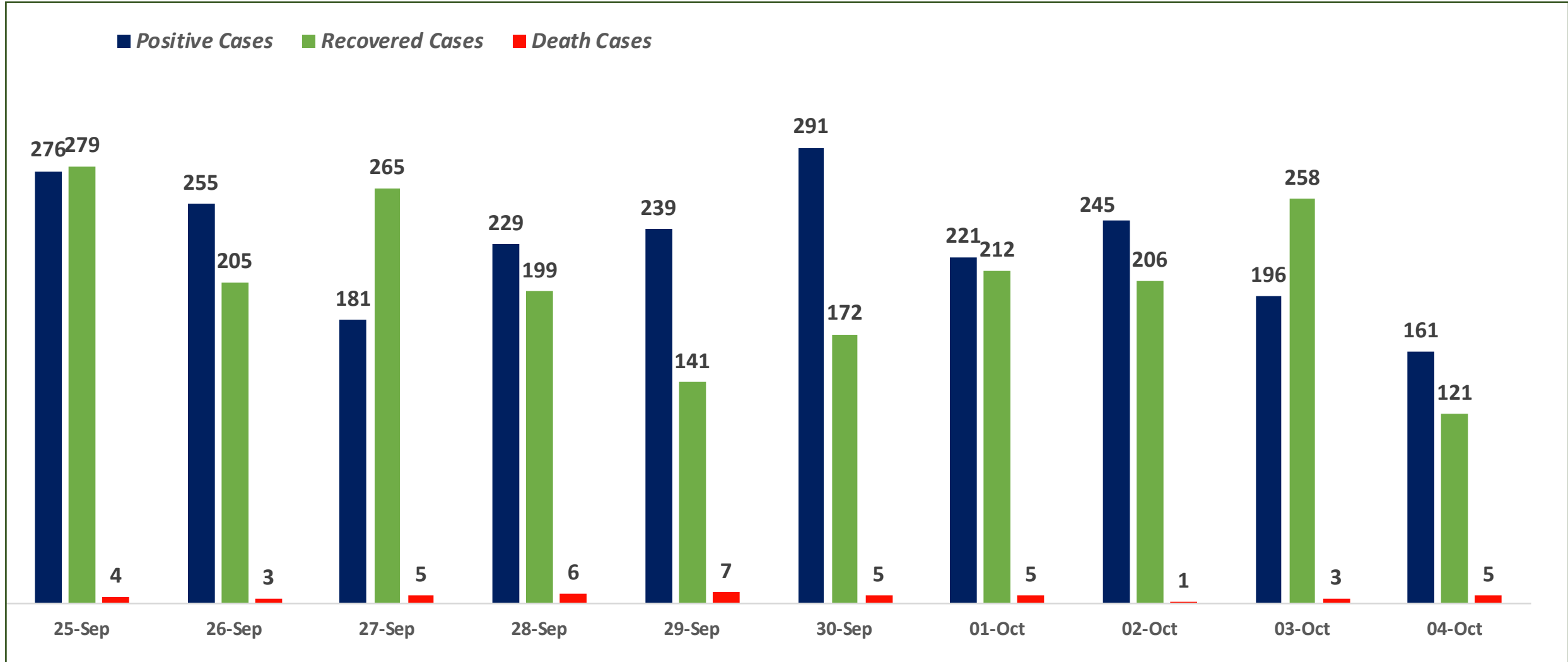


# ZONE WISE AVERAGE POSITIVITY TREND FOR LAST WEEK





# SNAPSHOT OF POSITIVE, RECOVERED AND DEATH CASES OVER LAST 10 DAYS ACROSS BBMP ZONES

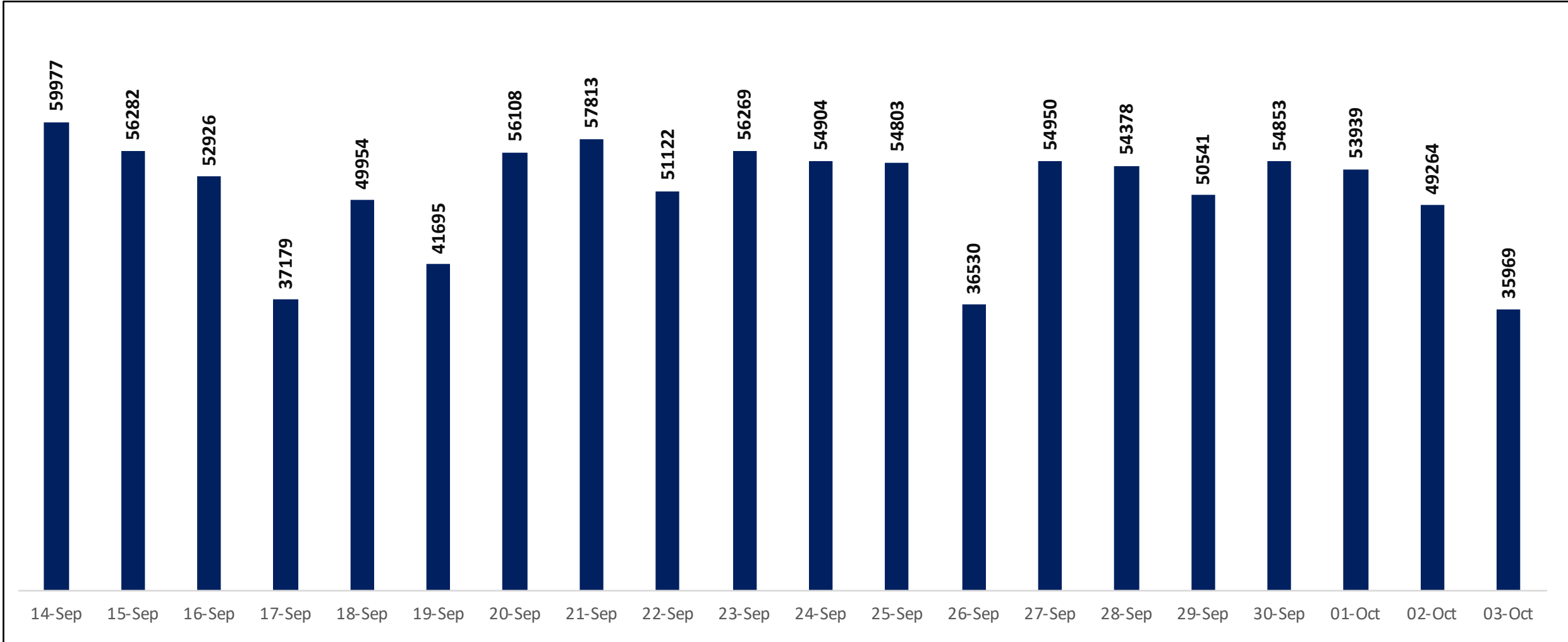




# TESTING TRENDS IN BENGALURU



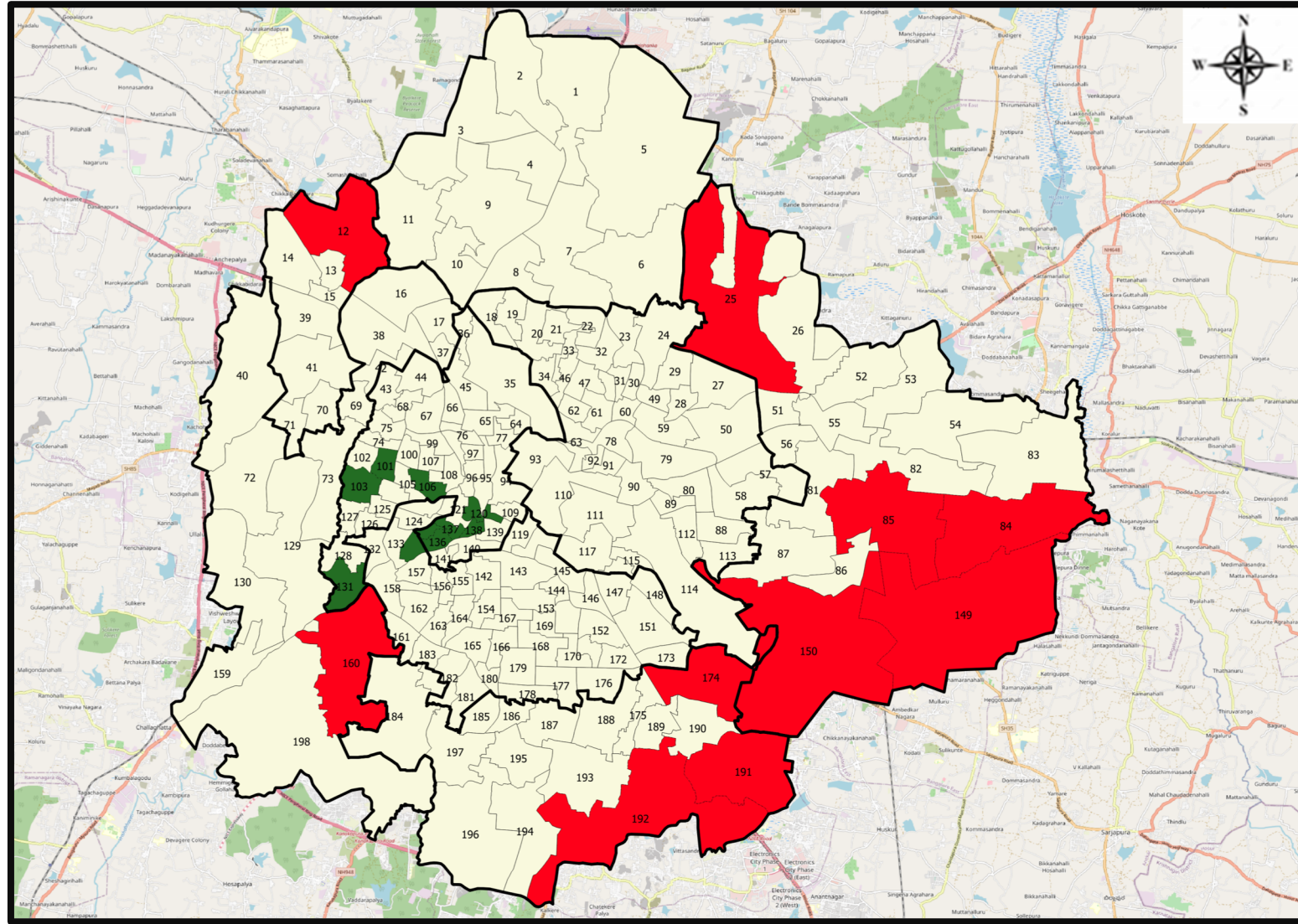
Total Test Conducted Till Date	Test Conducted Last 24 hours
2,02,98,411	35,969







# BENGALURU URBAN MAP SHOWING TREND OF POSITIVE CASES IN LAST 10 DAYS



## Top 10 wards reporting highest number of positive cases in last 10 days

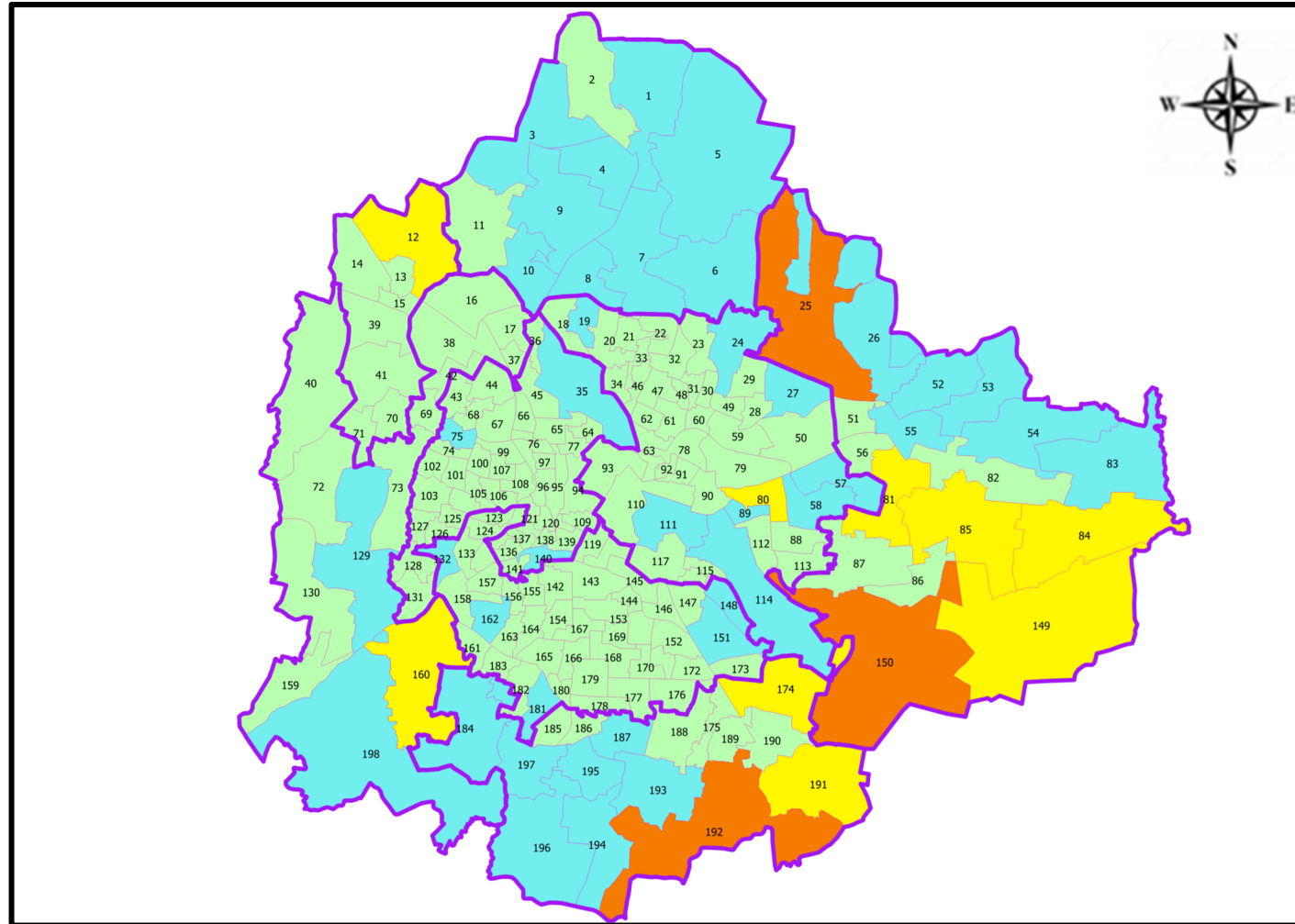
Ward No.	Ward Name	Daily Cases Average
150	Bellanduru	6
25	Horamavu	5
192	Begur	5
85	Dodda Nekkundi	5
149	Varthuru	5
191	Singasandra	5
160	Rajarajeshwari Nagar	4
174	HSR Layout	4
84	Hagadur	3
12	Shettihalli	3







## Top 10 wards reporting least number of positive cases in last 10 days

Ward No.	Ward Name	Daily Cases Average
101	Kamakshipalya	0
103	Kaveripura	0
106	Dr Raj Kumar Ward	0
120	Cottonpete	0
131	Nayandahalli	0
134	Bapuji Nagar	0
135	Padarayanapura	0
136	Jagajivanram Nagar	0
137	Rayapura	0
138	Chalavadipalya	0



# BENGALURU MAP SHOWING INTENSITY OF POSITIVE CASES IN LAST 10 DAYS



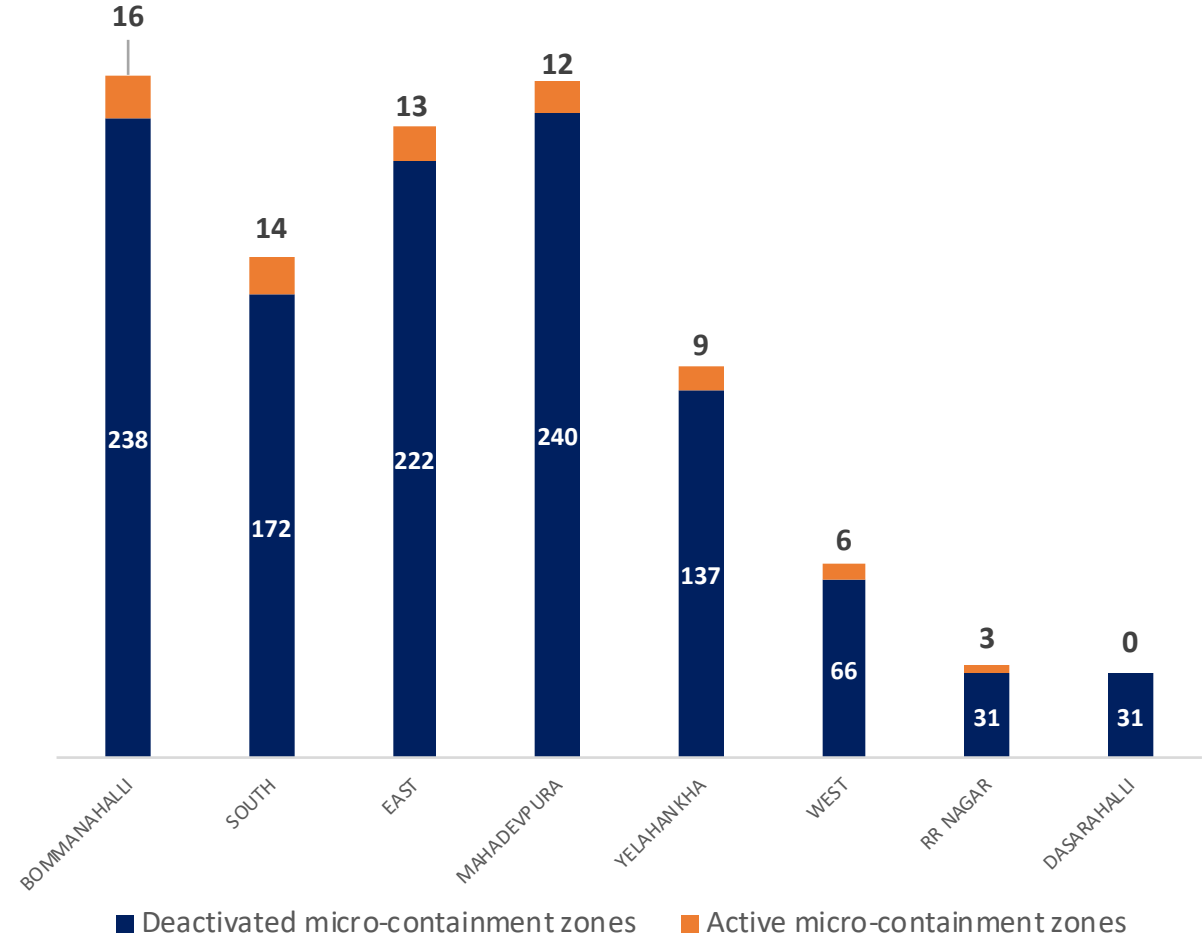
-  **Level 1 : 0 to 10 Cases**
-  **Level 2 : 10 to 25 Cases**
-  **Level 3 : 25 to 50 Cases**
-  **Level 4 : 50 to 100 Cases**
-  **Level 5 : Above 100 Cases**
-  **Zone Boundaries**



# CONTAINMENT ZONE DETAILS



ZONE	TOTAL DECLARED	TOTAL DEACTIVATED	TOTAL ACTIVE
BOMMANAHALLI	254	238	16
SOUTH	186	172	14
EAST	235	222	13
MAHADEVPURA	252	240	12
YELAHANKHA	146	137	9
WEST	72	66	6
RR NAGAR	34	31	3
DASARAHALLI	31	31	0
<b>TOTAL</b>	<b>1210</b>	<b>1137</b>	<b>73</b>





# COVID BED STATUS AS ON 04.10.2021

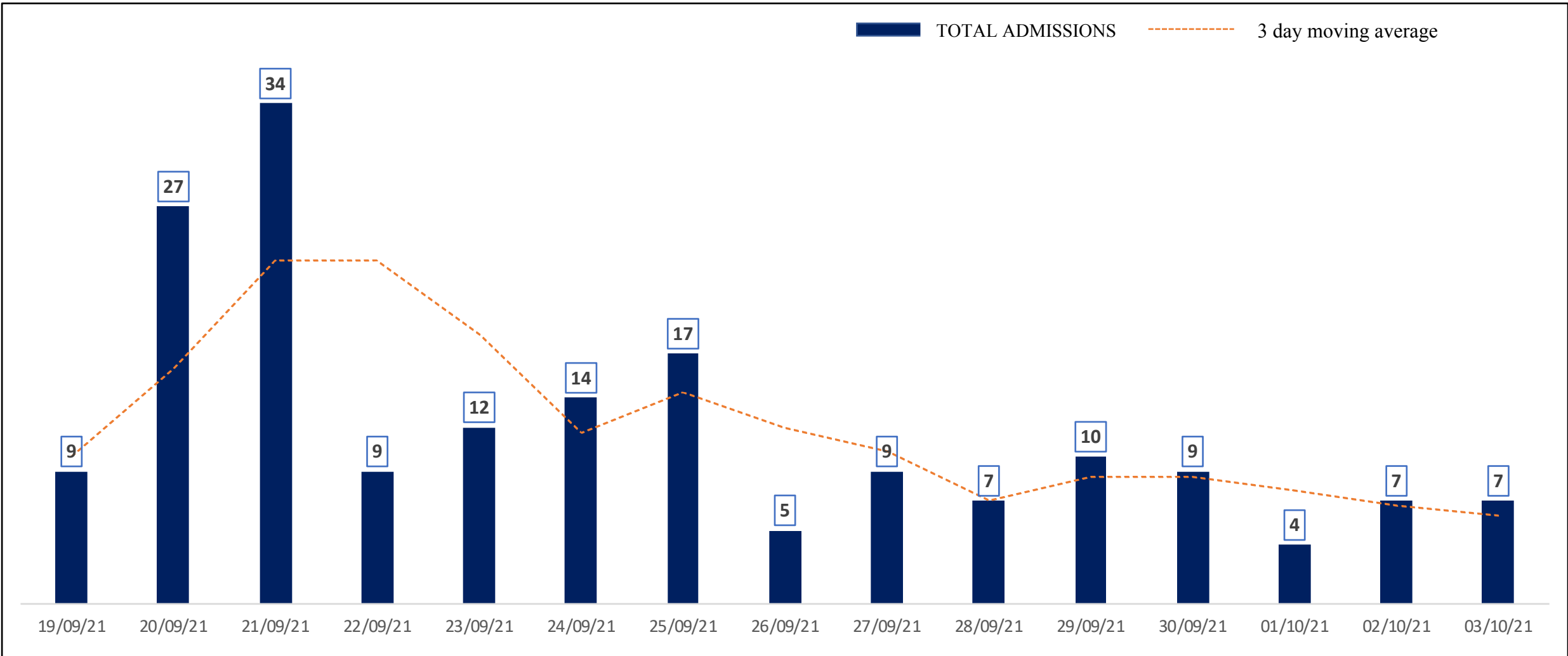


SR. NO.	Facility Type	No. of Hospital	Total Allocated Beds for C+ Patients					Occupied Beds for C+ Patients					Net Available Beds for C+ Patients				
			Gen Beds	HDU	ICU Beds	ICU-V	Total	Gen Beds	HDU	ICU Beds	ICU-V	Total	Gen Beds	HDU	ICU Beds	ICU-V	Total
1	Government Medical Colleges	4	20	621	53	76	770	1	9	4	6	20	19	612	49	70	750
2	Government Hospitals	16	664	210	65	127	1,066	21	19	6	4	50	643	191	59	123	1,016
3	Covid Care Centers	7	265					16					249				
<b>Total Beds</b>		<b>27</b>	<b>949</b>	<b>831</b>	<b>118</b>	<b>203</b>	<b>2,101</b>	<b>38</b>	<b>28</b>	<b>10</b>	<b>10</b>	<b>86</b>	<b>911</b>	<b>803</b>	<b>108</b>	<b>193</b>	<b>2,015</b>

\* Status as on 04.10.2021 – 6:30 PM



# HOSPITAL & CCC ADMISSIONS LAST 15 DAYS TREND



\* Only Government Quota Admissions through CHBMS considered

\* Only Fresh Admissions considered

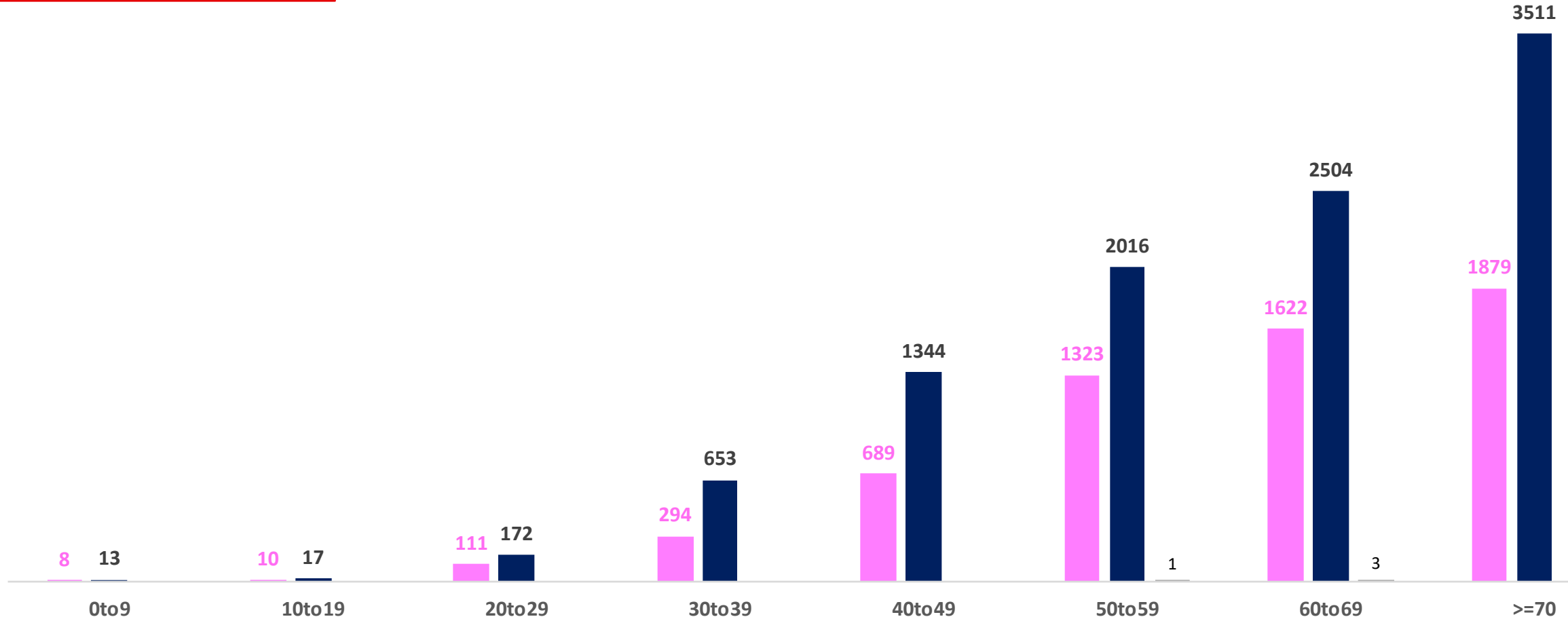


# AGE AND GENDER WISE DISTRIBUTION OF DEATH CASES



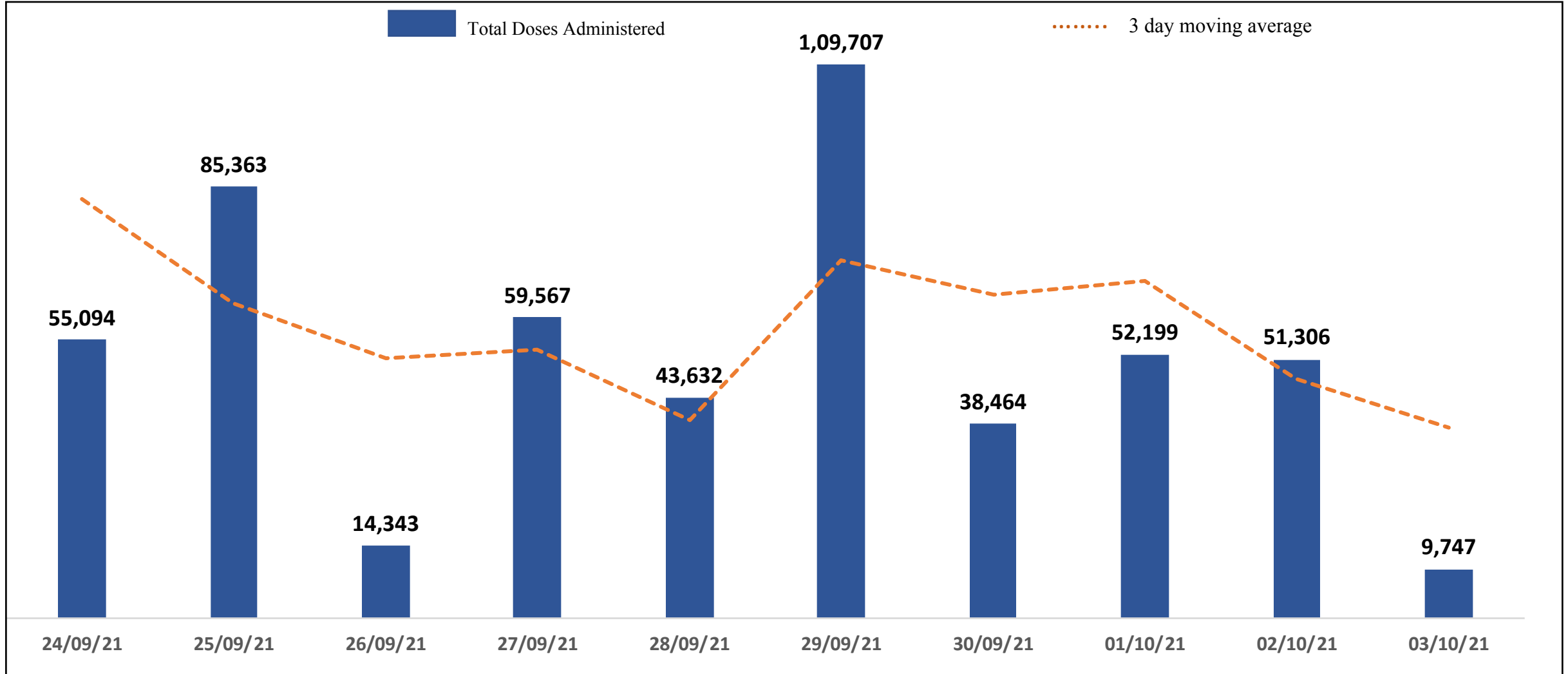
**Death Cases: 16,170**

Female Male Transgender





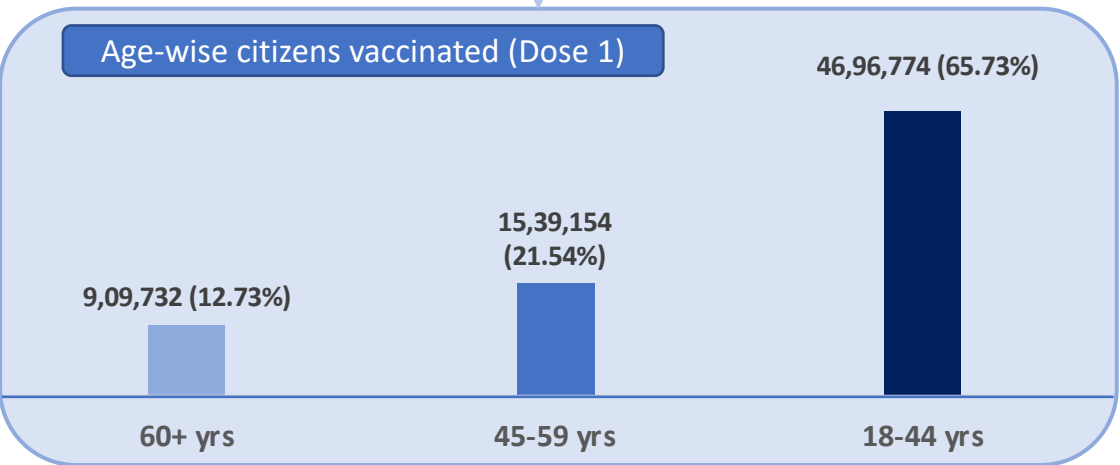
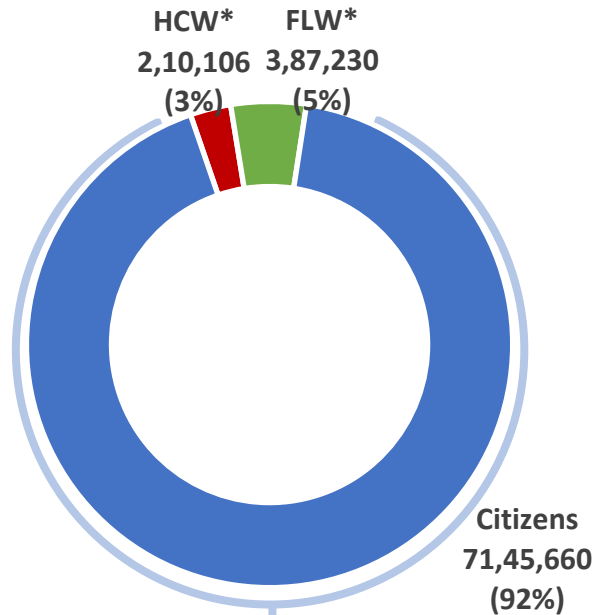
# TOTAL VACCINE DOSES ADMINISTERED IN LAST 10 DAYS



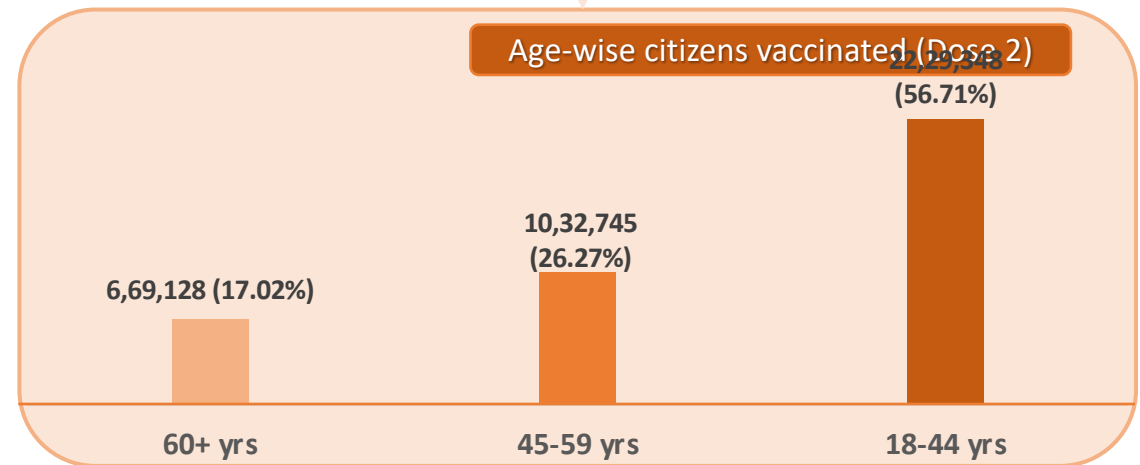
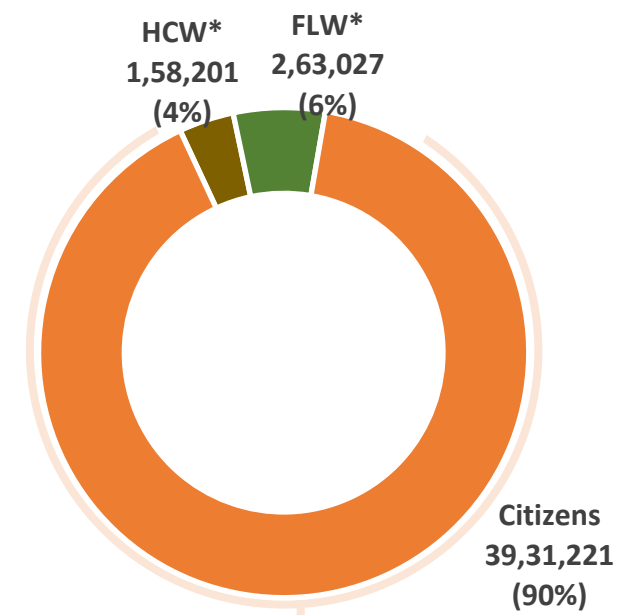


# CATEGORY WISE CUMULATIVE VACCINATION IN BBMP

Dose 1



Dose 2



\*HCW : Health Care Workers  
\*FLW : Front Line Workers

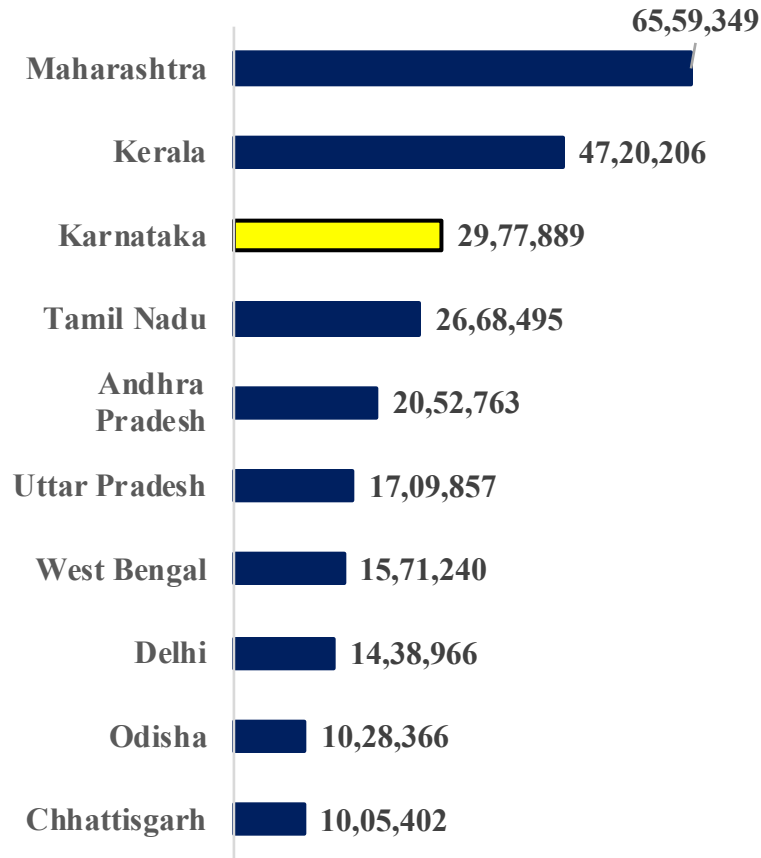




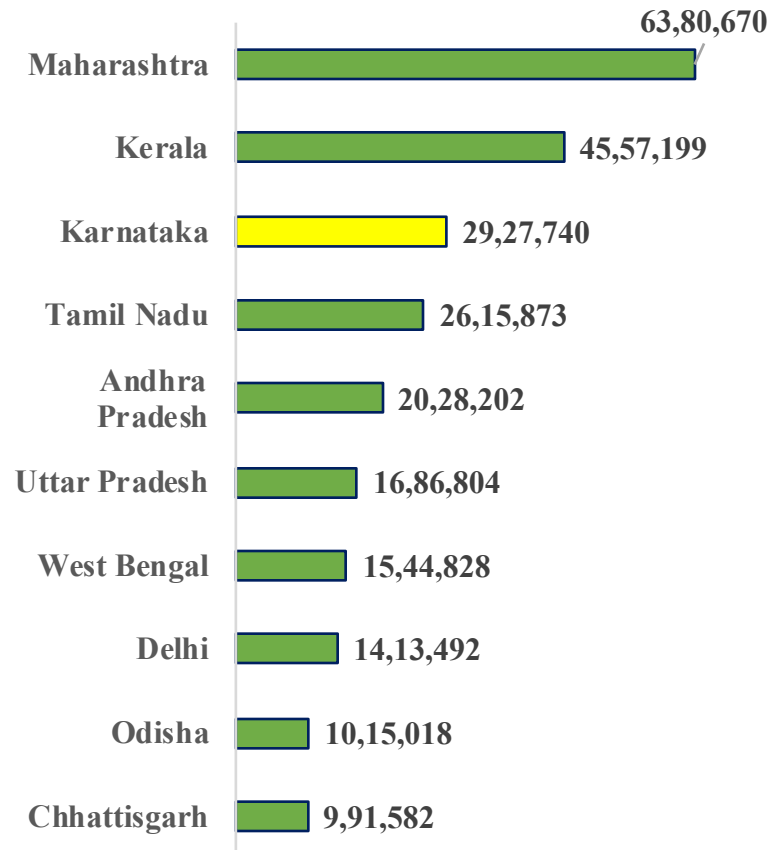
# TOP 10 COVID19 AFFECTED INDIAN STATES



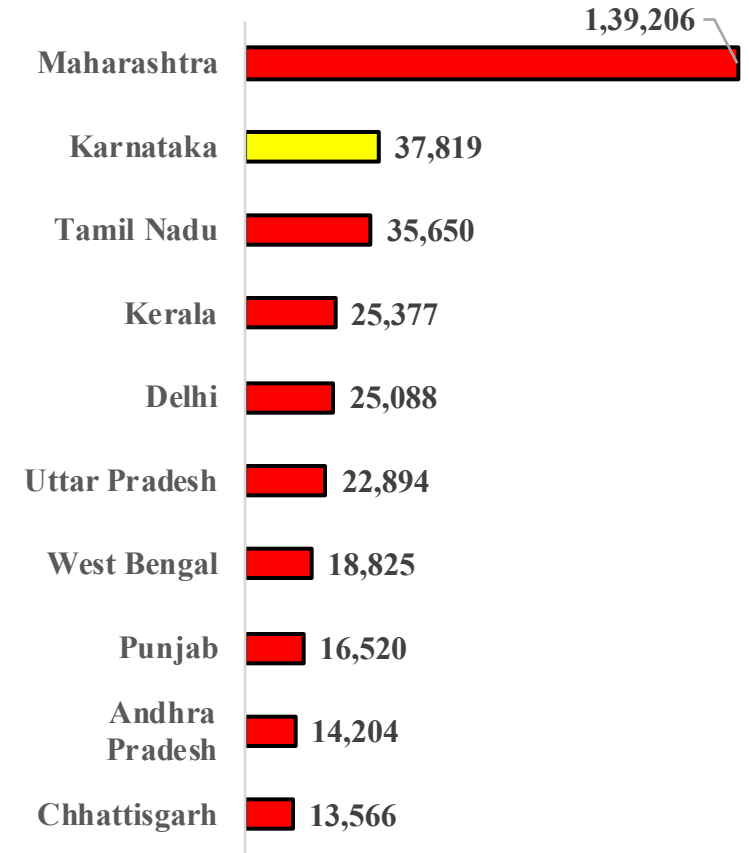
## Total Positive Cases



## Total Recovered Cases



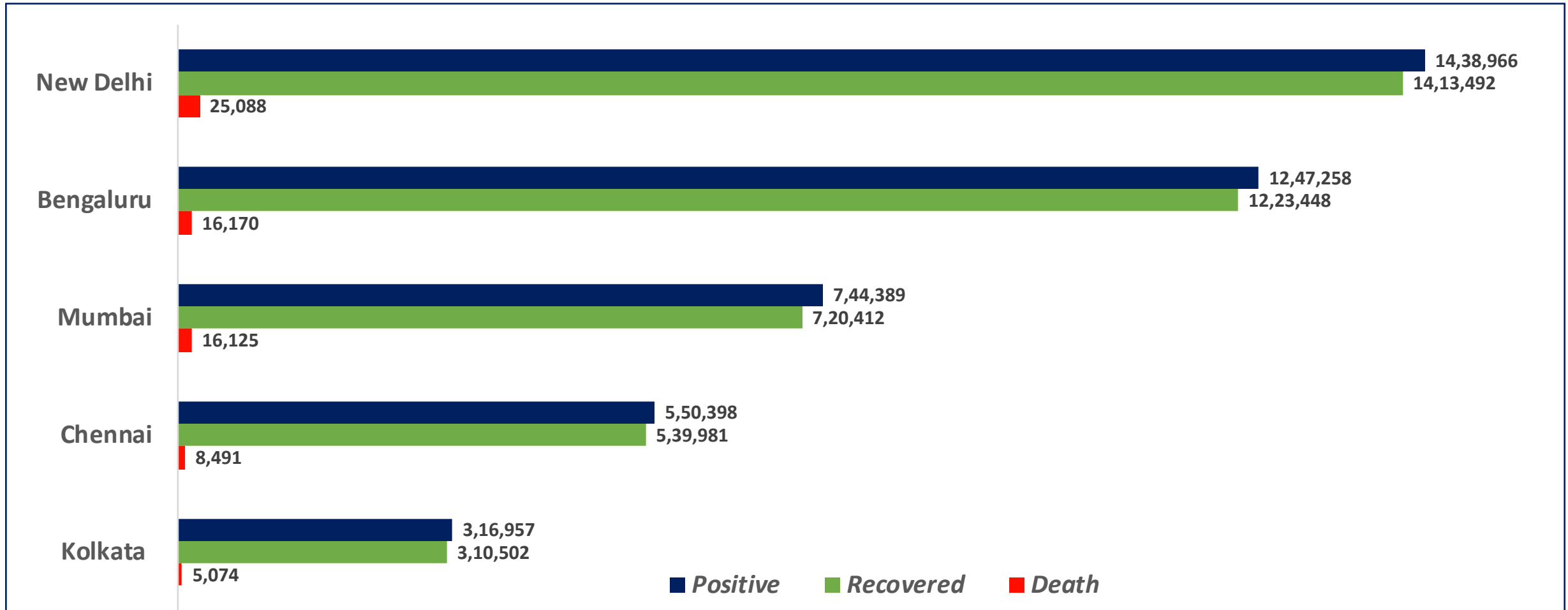
## Total Death Cases



Source : <https://www.covid19india.org/> at 5:00 pm (04.10.2021)



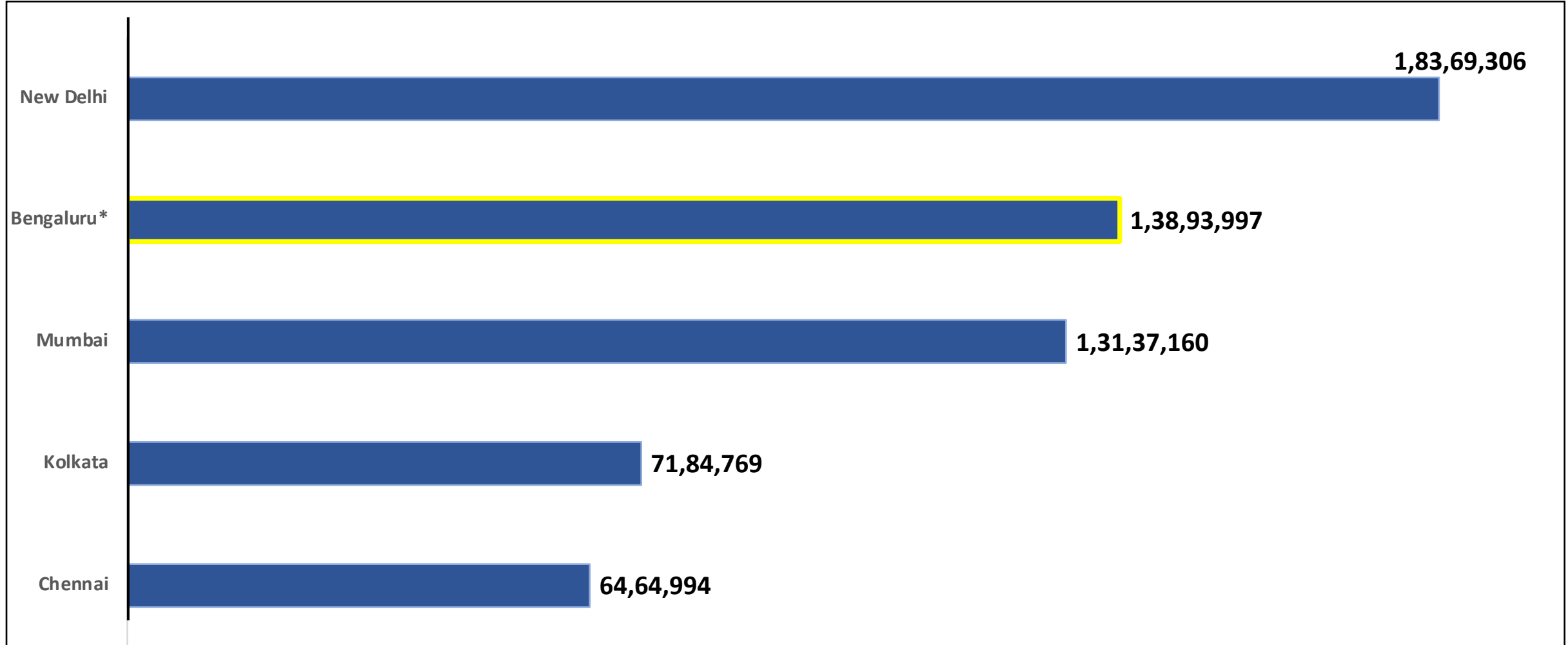
# BENGALURU AND OTHER METROPOLITAN CITIES



Source : <https://www.covid19india.org/> at 5:00 pm (04.10.2021)



# VACCINE DOSES ADMINISTERED IN BENGALURU AND OTHER METROPOLITIAN CITIES



Source : <https://dashboard.cowin.gov.in/> at 5:00 pm (04.10.2021)

\*includes BBMP & Bengaluru Urban



# SNAPSHOT OF COVID-19 CASES IN BENGALURU URBAN



**Total Wards With  
< =10 Cases\* :  
137**

**Tests Conducted  
On 03.10.2021:  
35,969**

**Recovery  
Rate:  
98.09%**

**Total  
Active Cases :  
7,640**

**Total Vaccinated on  
03.10.2021:  
9,747**

**Positivity  
Rate\* :  
0.45%**

**Active  
Rate:  
0.61%**

**Case  
Fatality Rate\* :  
2.02%**



\*Total positive cases In the past 10 days

\*CFR and positivity is for Past 7 days



ಬೃಹತ್ ಬೆಂಗಳೂರು ಮಹಾನಗರ ಪಾಲಿಕೆ  
Bruhat Bengaluru Mahanagara Palike



<b>Download BBMP Bulletin</b>	<a href="https://apps.bbmpgov.in/covid19/mediabulletin.php">https://apps.bbmpgov.in/covid19/mediabulletin.php</a>
<b>For BBMPCovid19 Bed Status:</b>	<a href="https://apps.bbmpgov.in/covid19/en/Bedstatus.php">https://apps.bbmpgov.in/covid19/en/Bedstatus.php</a>
<b>To register for vaccination :</b>	<a href="https://selfregistration.cowin.gov.in/">https://selfregistration.cowin.gov.in/</a>
<b>BBMP COVID19 Dashboard:</b>	<a href="https://apps.bbmpgov.in/covid19/">https://apps.bbmpgov.in/covid19/</a>
<b>Follow us on:</b>	 <a href="http://www.facebook.com/bbmp.comm1/">www.facebook.com/bbmp.comm1/</a>
	 <a href="https://twitter.com/BBMPCOMM">twitter.com/BBMPCOMM</a>

Issued by:

Honorable Chief Commissioner, BBMP  
Special Commissioner Health & IT, BBMP  
MD, Bengaluru Smart City Limited

**THANK YOU !**

